

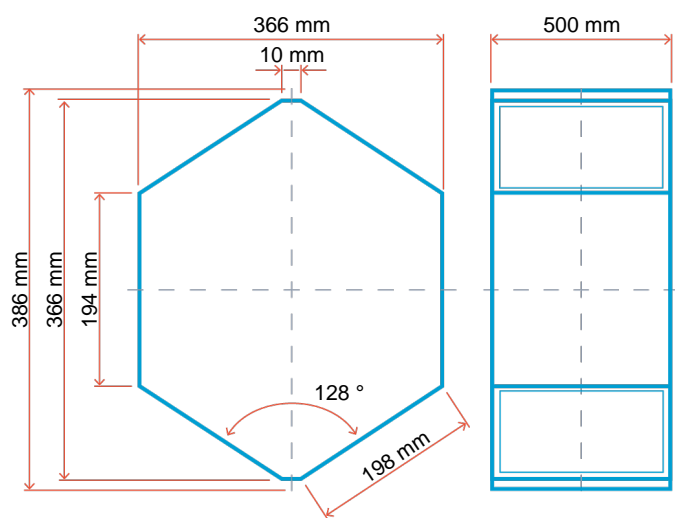
Project:
Customer:

HRV366-H500-S

Product information

Exchanger	Sensible Heat Exchanger
Exchanger model	HRV366-S
Variations	HRV366-H500-G HRV366-H500-R HRV366-H500-GR
Exchanger height	500 mm
Weight	7.4 kg
Barometric pressure	97500 Pa
Calculation standard	EN308:2022

Dimensions



Results

	Winter	
Temperature efficiency	94.8	%
Pressure drop (OA / EA)	23 / 23	Pa
Condensate	0.00	kg/h
Heat recovery dry	621	W
Total energy recovery	625	W

Outside air:

Air flow	113	m ³ /h
Temperature	5.0	°C
Relative humidity	70	%
Absolute humidity	3.92	g/kg
Enthalpy	14.9	kJ/kg

Supply air:

Air flow	120	m ³ /h
Temperature	21.1	°C
Relative humidity	24	%
Absolute humidity	3.92	g/kg
Enthalpy	31.2	kJ/kg

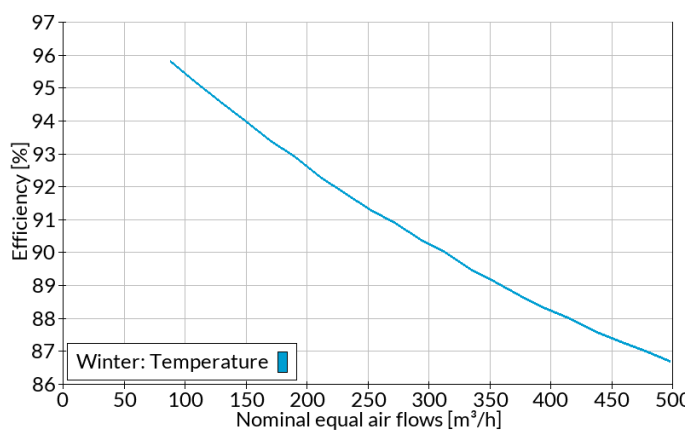
Extract air:

Air flow	120	m ³ /h
Temperature	22.0	°C
Relative humidity	25	%
Absolute humidity	4.24	g/kg
Enthalpy	32.9	kJ/kg

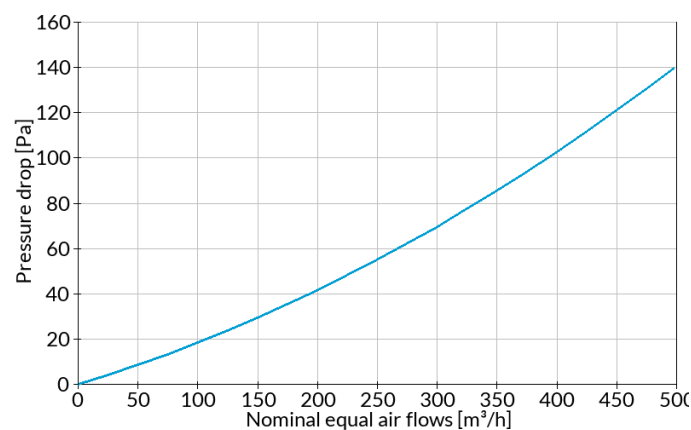
Exhaust air:

Air flow	114	m ³ /h
Temperature	6.8	°C
Relative humidity	67	%
Absolute humidity	4.24	g/kg
Enthalpy	17.5	kJ/kg

Efficiency



Pressure drop



The values shown above are based on calculations and experience, and show the operating range of the heat exchanger under ideal conditions. Criteria such as inflow, insulation, leakage, orientation, fan-arrangement etc. can have a strong influence on the operation conditions of the heat exchanger. The actual values of a ventilation unit to be achieved can only be determined by a corresponding measurement. The occurrence and amount of condensate or ice depends on boundary conditions and properties of the surrounding structure. Condensation or freezing can change the characteristic of a heat exchanger over time and deviations to the values in the datasheet are possible. The efficiencies were determined according to EN308:2022 test type A1 for standard conditions and nominal flow rate.